

BARRINGTON POLICE DEPARTMENT



David W. Uron
Chief of Police

227 Trenton Avenue
Barrington, New Jersey 08007

(856) 547-3350
Fax (856) 547-8061

December 1, 2021 to December 31, 2021

3437	Miles Patrolled
604	Calls Answered
71	Summons Issued
57	Adults Arrested
1	Burglary
2	Theft
1	Assault
5	Fraud
2	Criminal Mischief
5	Possession of CDS
4	Family Offenses
2	DUI Arrests
21	Disorderly Conduct
81	Non-criminal Investigations
2	Fire Related Calls
3	Sudden Death/Suicide
6	Animal Complaints
19	Traffic Accidents
254	Public Services
37	Assist other Agencies
6	Lost/Found Property

Respectfully submitted,

Michael Minardi
Acting Chief

A handwritten signature in blue ink, appearing to read "Michael Minardi", followed by the number "#131".

MM/lm

Barrington Fire Company #1
Report of Service for Dec. 2021

Run Totals

Mutual Aid	6
Alarm Systems	4
Dwellings	0
Buildings	0
MVA	2
Investigate Fumes	0
Cover	0
Brush/Trash	0
Public Assists	2
Assist EMS	3
Vehicle	0
Smoke Detector installs	0
Wires	0

Total Calls	17
Drills	1

Company In Service	9 Hours 47 Minutes
Total Firefighter Hours	59 Hours 09 Minutes
Average Firefighters Per Run	6

Equipment Used

Portable Radios	Hand Lights	Thermal Imaging Camera
SCBA	Hand Tools	ground ladders
Oil-dry	4-gas meter	

Respectfully Submitted

Ken Baus Jr

Fire Chief, Barrington Fire Company #1

Barrington Fire Company #1
Year end total report of service for 2021

Run Totals

Mutual Aid	88
Alarm Systems	63
Dwellings	6
Buildings	6
Local MVA	9
Investigate Fumes	25
Cover	3
Brush/Trash	4
Public Assists	17
Assist EMS	30
Vehicle	0
No such address	2
Wires	3
<hr/>	
Total Calls	256
Drills	28
<hr/>	
Company In Service	185 Hours 24 Minutes
Total Firefighter Hours	1228 Hours 15 Minutes
Average Firefighters Per Run	5

Smoke Detectors installed - 2

Public Ed Displays held - 3

Respectfully Submitted

Ken Baus Jr

Fire Chief, Barrington Fire Company #1

Barrington Ambulance

Monthly Report

December 2021

Barrington - 83
Haddon Heights - 54
Audubon - 15
Bellmawr - 8
Cherry Hill - 1
Gloucester Twp. - 3
Haddon Twp - 1
Lawnside - 2
Magnolia - 5
Mt Ephraim - 1
Oaklyn - 1
Runnemede - 10
Somerdale - 6
Stratford - 1

Recalls - 29
Refusals - 46
Transports - 112
Fire - 1
DOA - 2
Transfer of care - 1

Hours in service - 167 hrs., 11 mins

Crew hours - 234 hrs., 22 mins

ALS treats - 27

Total - 191

Barrington - response - 1.72 mins

location - 6.16 mins

Haddon Heights - response - 2.17 mins

location - 6.33 mins

There were 83 calls in Barrington and 56 people were transported.

There were 54 calls in Haddon Heights and 25 people were transported.

Respectfully submitted,

Barbara J Willson

Business Administrator

Barrington Ambulance

Yearly Report 2021

Barrington - 804
Haddon Heights - 594
Audubon - 118
Bellmawr - 64
Berlin - 1
Camden - 1
Cherry Hill - 9
Collingswood - 3
Gloucester City - 1
Gloucester Twp. - 13
Haddon Twp - 1
Haddonfield - 12
HiNella - 5
Lawnside - 50
Lindenwold - 3
Magnolia - 55
Mt Ephraim - 10
Oaklyn - 21
Pine Hill - 1
Runnemede - 1069
Somerdale - 50
Stratford - 9
Voorhees - 1

Recalls - 278
Refusals - 397
Transports - 1185
Fire - 13
DOA - 18
Haz Mat - 1
Transfer of care - 4

Hours in service - 1478 hrs., 20 mins

Crew hours - 2956 hrs., 40 mins

Total - 1896

Barrington - response - 1.59 mins

location - 5.50 mins

Haddon Heights - response - 1.68 mins

location - 6.41 mins

Respectfully submitted,

Barbara J Willson


Business Administrator

REGIONAL FIRE ALLIANCE

Month of December 2021

REINSPECTIONS	102
CERTIFICATES ISSUED	72
NON LIFE INSPECTIONS	16
LIFE HAZARD INSPECTIONS	7
PENALTIES/ DEDICATED	5
APARTMENT BUILDINGS	16
INVESTIGATIONS	1
COMPLAINTS	3
CODE STATUS REPORTS	0
CITY/COUNTY/CHURCH OWNED (NO FEE)	2
FAILURE TO REGISTER PENALTIES	0
SMOKE CERTIFICATIONS	19
PERMITS	9
CONSULTATION	0
COURT APPEARANCES/LEGAL	0
TIME EXTENSIONS	12
FIRE DEPARTMENT TRAINING	0
ASSIST TO OTHER FIRE DEPARTMENTS	0
BURN INJURIES	0
FIREFIGHTER INJURIES	0
PUBLIC EDUCATION PROGRAMS	0
FIRE REPORTS	0
TOTAL	264

Respectfully Submitted,


James W. Arpino
Fire Official


DECEMBER 2021 TAXES

		CURRENT	DELINQUENT	PREPAID
BALANCE FORWARD		383774.76	0.00	11015866.13
CURRENT	161778.39	161778.39		48363.22
DELINQUENT				
PREPAID	48363.22			
ARREARS				
LIEN PRIN	276612.65			
LIEN INTEREST	67665.80			
BANKRUPTCY				
B/RUPTCY INT				
SP CHARGES - PROP MAINT				
INTEREST	4050.03			
COST OF SALE				
CCMUA				
TOTAL COLLECTED	558,470.09			
TRANSFER OVERPAYMENT	806.80	806.80		-806.80
TO MUN LIEN 8/1.06	44.74	-44.74		
TO MUN LIEN 8/1.07	183.43	-183.43		
TO MUN LIEN 8/1.08	187.91	-187.91		
TO MUN LIEN 16/35	4.47	-4.47		
TO MUN LIEN 56/4	1042.44	-1042.44		
LEVY BALANCE		221,340.18	(0.00)	10,966,696.11

DECEMBER 2021

		SEWER RENTS
BALANCE FORWARD		106847.04
SEWER RENTS	75149.32	75149.32
INTEREST	2330.05	
BANKRUPTCY		
SEWER LATERAL		
SEWER CONNECTION		
TOTAL COLLECTED	77,479.37	
1710-0 LEON NSF -117.30, 1.33	118.63	117.30
LEVY BALANCE		31,815.02

TO: DIRECTOR OF FINANCE
CHIEF FINANCIAL OFFICER

FROM: KRISTY EMMETT, TAX COLLECTOR 

DATE: JANUARY 10, 2022

RE: 2021 ANNUAL TAX COLLECTOR'S REPORT

2021 TAXES

MONTH	TOTAL	2022 TAXES	2021 TAXES	2020 TAXES	ARREARS	3RD PARTY LIENS	SPECIAL CHARGES	BANK- RUPTCY	INTEREST
JAN	\$ 1,328,284.13	\$ -	\$ 1,283,276.46	\$ 38,923.54	\$ -	\$ 3,373.83	\$ 763.16	\$ -	\$ 1,947.14
FEB	\$ 3,799,943.84	\$ -	\$ 3,698,393.03	\$ 31,575.75	\$ -	\$ 66,693.40	\$ -	\$ -	\$ 3,281.66
MAR	\$ 219,348.33	\$ -	\$ 180,042.76	\$ 29,496.93	\$ 250.00	\$ 5,780.76	\$ -	\$ -	\$ 3,777.88
APR	\$ 2,822,993.89	\$ -	\$ 2,797,805.37	\$ 19,690.70	\$ -	\$ 2,667.11	\$ 186.27	\$ -	\$ 2,644.44
MAY	\$ 2,102,962.07	\$ -	\$ 2,064,545.44	\$ 8,155.13	\$ -	\$ 25,912.78	\$ 137.34	\$ -	\$ 4,211.38
JUNE	\$ 170,775.67	\$ -	\$ 142,569.13	\$ 7,433.15	\$ -	\$ 17,074.64	\$ -	\$ -	\$ 3,698.75
JULY	\$ 544,124.50	\$ 10,646.81	\$ 515,572.32	\$ 12,341.07	\$ -	\$ 3,210.40	\$ -	\$ -	\$ 2,353.90
AUG	\$ 5,017,866.11	\$ 14,084.47	\$ 4,930,347.92	\$ 46,695.58	\$ -	\$ 15,399.16	\$ 209.75	\$ -	\$ 11,129.23
SEPT	\$ 364,599.60	\$ 8,554.84	\$ 149,750.43	\$ 121,420.81	\$ -	\$ 60,491.91	\$ -	\$ -	\$ 24,381.61
OCT	\$ 3,429,167.21	\$ 909.23	\$ 3,329,002.69	\$ -	\$ -	\$ 93,521.94	\$ -	\$ -	\$ 5,733.35
NOV	\$ 2,064,063.29	\$ 16,434.18	\$ 2,040,061.34	\$ -	\$ -	\$ 2,228.32	\$ 1,010.00	\$ -	\$ 4,329.45
DEC	\$ 558,470.09	\$ 48,363.22	\$ 161,778.39	\$ -	\$ -	\$ 344,278.45	\$ -	\$ -	\$ 4,050.03
TOTAL	\$ 22,422,598.73	\$ 98,992.75	\$ 21,293,145.28	\$ 315,732.66	\$ 250.00	\$ 640,632.70	\$ 2,306.52	\$ -	\$ 71,538.82


DEPOSITED IN TREASURER'S ACCOUNT: \$ 22,422,598.73

LEVY BALANCE 12/31/21 \$ 221,340.18

ANALYSIS OF MUNICIPAL LIENS - 12/31/21

CERT#	BLOCK/LOT	NAME	ADDRESS	BALANCE	STATUS
62-01	16/35	H. MILLER	Clements Bridge Rd.	2998.65	OPEN
04-00001	8/1.07	B. LICINA	1100 Davis Road	64945.94	OPEN
04-00002	8/1.08	B. LICINA	1108 Davis Road	66730.78	OPEN
09-00004	8/1.06	HIDDEN POND	1220 Davis Road	11419.10	OPEN
09-00055	127.06/20	SENOPOULOS	Tavistock Blvd	2896.08	OPEN
11-00058	56/4	CARTER	Barrington & Erie	38224.30	OPEN

TO: DIRECTOR OF FINANCE
CHIEF FINANCIAL OFFICER

FROM: KRISTY EMMETT, SEWER RENT COLLECTOR 

DATE: JANUARY 10, 2022

RE: 2021 ANNUAL SEWER RENT COLLECTOR'S REPORT

2021 SEWER					
MONTH	TOTAL	RENTS	INTEREST	BANKRUPTCY	OTHER
JAN	\$ 13,380.96	\$ 12,978.29	\$ 332.31	\$ 70.36	
FEB	\$ 10,364.89	\$ 7,720.32	\$ 144.57		\$ 2,500.00
MAR	\$ 188,380.28	\$ 188,186.44	\$ 193.84		
APR	\$ 187,778.33	\$ 187,609.42	\$ 168.91		
MAY	\$ 28,320.38	\$ 28,090.69	\$ 229.69		
JUNE	\$ 24,067.75	\$ 23,639.83	\$ 427.92		
JULY	\$ 22,700.30	\$ 22,278.02	\$ 422.28		
AUG	\$ 22,859.76	\$ 21,943.74	\$ 916.02		
SEPT	\$ 78,827.88	\$ 72,465.48	\$ 2,362.40		\$ 4,000.00
OCT	\$ 103,049.69	\$ 102,624.31	\$ 425.38		
NOV	\$ 39,168.71	\$ 38,701.31	\$ 467.40		
DEC	\$ 77,360.74	\$ 75,032.02	\$ 2,328.72		
TOTAL	\$ 796,259.67	\$ 781,269.87	\$ 8,419.44	\$ 70.36	\$ 6,500.00

SEWER BALANCE - 12/31/21 \$ 31,815.02

BOROUGH OF BARRINGTON
CAMDEN COUNTY, NEW JERSEY
MUNICIPAL COURT

MONTHLY REPORT TO COUNCIL
NOVEMBER 2021

CRIMINAL CHARGES FILED	16
CRIMINAL CASES RESOLVE	18
TRAFFIC CHARGES FILED	91
TRAFFIC CASES RESOLVED	520

TITLE 39 SPLIT	3497.58
POAA	00.00
PUBLIC DEFENDER	30.00

INTEREST GENERAL ACCT	.51
INTEREST BAIL ACCT	.05

RESPECTFULLY SUBMITTED,

DAWN ABATE, CMCA



Barrington Borough
Construction Dept.
229 Trenton Ave.
Barrington, NJ 08007

Building Summary Report

All permits issued between the dates of 12/1/2021 and 12/31/2021.

<i>Permit Summary</i>	<i>Totals</i>	
<i>Number of Permits:</i>		21
<i>Number of Permit Updates:</i>		1
<i>Construction Costs:</i>		\$1,232,133
<i>Total Square Footage</i>		4,591
<i>Fees Waived:</i>		\$0
<i>Total Other Fees:</i>		\$0
 <i>Subcodes</i>	 <i>Total Subcode Fees</i>	
<i>Building</i>		\$3,470
<i>Electrical</i>		\$2,515
<i>Fire</i>		\$310
<i>Mechanical</i>		\$795
<i>Plumbing</i>		\$575
 <i>Certificates</i>	<i>Count</i>	<i>Total Certificate Fees</i>
<i>Certificate of Approval</i>	34	\$0
 <i>Non-UCC Certificates</i>	<i>Count</i>	<i>Total Certificate Fees</i>
<i>Non-UCC Certificates</i>	0	\$0
 <i>Subcode Fees Grand Total</i>		\$7,665
 <i>Certificate Grand Total</i>		\$0
		<hr/>
		\$7,665

Recycling Tonnage Report Form

1/11/22

County: Camden Municipality: Barrington
Mailing address: Barrington Public Works
100 Reamer Drive
Barrington, NJ 08007

Recycling Coordinator: Michael J. Ciocco

Report Transaction Dates: 12/01/21 – 12/31/21

Material Name	Residential	Commercial	Total
Aluminum Containers	1.96	0.00	1.96
Brush/Tree Parts	7.50	0.00	7.50
Concrete	2.36	0.00	2.36
Consumer Electronics	1.35	0.00	1.35
Corrugated	19.62	0.00	19.62
Glass Containers	17.16	0.00	17.16
Grass Clippings	62.22	0.00	62.22
Leaves	378.95	0.00	378.95
Metal	0.00	0.00	0.00
Mixed Office Paper	5.41	0.00	5.41
Newspaper	2.71	0.00	2.71
Other Paper	10.29	0.00	10.29
Plastic Containers	2.45	0.00	2.45
Process Residue	3.92	0.00	3.92
Steel Containers	1.96	0.00	1.96
Street Sweepings	0.00	0.00	0.00
Stumps	4.43	0.00	4.43
Used Motor Oil	0.00	0.00	0.00
<hr/>			
Total All Materials	522.29	0.00	522.29

SINGLE STREAM REVENUE REPORT 2021

January = 49.55 tons x \$5.00 ton = (\$247.75) Tipping Fee
February = 47.48 tons x \$5.00 ton = (\$237.40) Tipping Fee
March = 44.33 tons x \$15.81 ton = \$700.75 Revenue
April = 56.92 tons x \$26.27 ton = \$1,495.29 Revenue
May = 45.41 tons x \$24.74 ton = \$1,123.65 Revenue
June = 42.88 tons x \$50.49 ton = \$2,164.90 Revenue
July = 51.72 tons x \$54.71 ton = \$2,829.40 Revenue

August = 39.21 tons x \$61.31 ton = \$2,403.97 Revenue
September = 54.97 tons x \$57.29 ton = \$3,149.23 Revenue
October = 40.16 tons x \$60.31 ton = \$2,422.05 Revenue
November = 41.72 tons x \$53.84 ton = \$2,246.20 Revenue
December = 61.28 tons x \$43.13 ton = \$2,643.01 Revenue

January thru December = 575.63 tons/ \$20,693.30 revenue (January thru December)

SCRAP METAL REVENUE REPORT 2021

January = 0 tons
February = 5.52 tons x \$170 ton = \$938.40(10/28/20 thru 2/5/21)
March = 0 tons
April = 0 tons
May = 3.08 tons x \$160.71 ton = \$494.99(2/6/21 thru 5/6/21)
June = 3.14 tons x \$269.14 ton = \$845.10 (Combined copper transformers and field lights from
Campbell field demolition scrap)
July = 3.86 tons x \$223.22 ton = \$861.61(5/7/21 thru 7/26/21)
August = 0 tons
September = 0 tons
October = 0 tons
November = 4.62 tons x \$175.60 ton = \$811.25(7/27/21 thru 11/2/2021)
December = 0 tons

January thru December = 20.22 tons/ \$3,951.35 Revenue (January thru December)

WASTE OIL REPORT 2021

January = 0 gals.
February = 0 gals.
March = 0 gals.
April = 0 gals.
May = 0 gals.
June = 500 gals.
July = 0 gals.
August = 0 gals.
September = 0 gals.
October = 0 gals.
November = 0 gals.
December = 0 gals.

Respectfully Submitted

Michael J. Ciocco
Supt., of Public Works

January thru December = 500 gals./ No charge