

BARRINGTON POLICE DEPARTMENT



Michael Minardi
Chief of Police

227 Trenton Avenue
Barrington, New Jersey 08007

(856) 547-3350
Fax (856) 547-8061

January 1, 2023 to January 31, 2023

3740	Miles Patrolled
1157	Calls Answered
263	Summons Issued
26	Adults Arrested
11	Theft
1	Stolen Property
2	CRiminal Mischief
1	Weapons Offense
2	Sex Offense
3	Possession of CDS
2	Family Offense
3	DUI Offense
24	Disorderly Conduct
3	Runaway
102	Non-criminal Investigations
6	Fire Related
3	Death/Suicide
5	Lost/Found Property
1	Missing Person
7	Animal Complaints
21	Traffic Accidents


459

Public Services

45

Assist other Agencies

Respectfully submitted,

A handwritten signature in dark ink, appearing to read 'M. Minardi', written in a cursive style.

Michael Minardi
Chief of Police



Monthly Report for January 2023

Average Response Time: 2.14 Minutes

Average On Location Time: 4.81 Minutes

Transports -145

Refusals – 58

Recalls – 36

Standbys – 2

DOA – 1

Public Assist - 2

Unfounded – 1

Total Handled by BLS 9: 245

Barrington Average Response Time: 2.19 min

Barrington Average on Location Time: 3.83 min

Haddon Heights Average Response Time: 2.30 min

Haddon Heights Average on Location Time: 4.26 min

Runnemede Average Response Time: 2.03 min

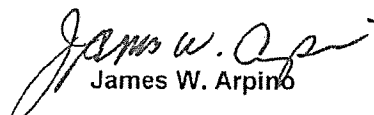
Runnemede Average on Location Time: 5.64 min

REGIONAL FIRE ALLIANCE

Month of January 2023

REINSPECTIONS	58
CERTIFICATES ISSUED	42
NON LIFE INSPECTIONS	27
LIFE HAZARD INSPECTIONS	8
PENALTIES/ DEDICATED	1
APARTMENT BUILDINGS	3
INVESTIGATIONS	6
COMPLAINTS	0
CODE STATUS REPORTS	0
CITY/COUNTY/ (NO FEE)	1
SMOKE CERTIFICATIONS	13
SMOKE REINSPECTIONS	2
PERMITS	4
CONSULTATION	0
COURT APPEARANCES/LEGAL	0
TIME EXTENSIONS	2
FIRE DEPARTMENT TRAINING	0
ASSIST TO OTHER FIRE DEPARTMENTS	0
BURN INJURIES	0
FIREFIGHTER INJURIES	0
PUBLIC EDUCATION PROGRAMS	0
FIRE REPORTS	0
TOTAL	167

Respectfully Submitted,


James W. Arpino
Fire Official

JANUARY 2023 TAXES

		CURRENT	DELINQUENT	PREPAID
BALANCE FORWARD		11103552.44	230435.71	0.00
CURRENT	1842984.30	1842984.30	27016.82	
DELINQUENT	27016.82			
PREPAID				
ARREARS				
LIEN PRIN	2176.50			
LIEN INTEREST	123.36			
BANKRUPTCY				
B/RUPTCY INT				
SP CHARGES - PROP MAINT	344.01			
INTEREST	1579.99			
COST OF SALE				
CCMUA				
TOTAL COLLECTED	1,874,224.98			
LEVY BALANCE		9,260,568.14	203,418.89	-

JANUARY 2023

		SEWER RENTS
BALANCE FORWARD		47871.39
SEWER RENTS	13445.20	13445.20
INTEREST	318.83	
BANKRUPTCY		
SEWER LATERAL		
SEWER CONNECTION		
TOTAL COLLECTED	13,764.03	
4q22 CONSUMPTION	6930.00	6930.00
LEVY BALANCE		41,356.19

Respectfully Submitted,
Kristy Emmett, CTC

BOROUGH OF BARRINGTON
CAMDEN COUNTY, NEW JERSEY
MUNICIPAL COURT

MONTHLY REPORT TO COUNCIL
December 2022

CRIMINAL CHARGES FILED	59
CRIMINAL CASES RESOLVE	261
TRAFFIC CHARGES FILED	6
TRAFFIC CASES RESOLVED	17

TITLE 39 SPLIT	2770.94
POAA	2.00
PUBLIC DEFENDER	211.50

INTEREST GENERAL ACCT	2.61
INTEREST BAIL ACCT	2.63

RESPECTFULLY SUBMITTED,

DAWN ABATE, CMCA



Barrington Borough
Construction Dept.
229 Trenton Ave.
Barrington, NJ 08007

Building Summary Report

All permits issued between the dates of 1/1/2023 and 1/31/2023.

<i>Permit Summary</i>	<i>Totals</i>	
<i>Number of Permits:</i>		24
<i>Number of Permit Updates:</i>		3
<i>Construction Costs:</i>		\$287,508
<i>Total Square Footage</i>		0
<i>Fees Waived:</i>		\$0
<i>Total Other Fees:</i>		\$0
 <i>Subcodes</i>	 <i>Total Subcode Fees</i>	
<i>Building</i>		\$2,424
<i>Electrical</i>		\$2,345
<i>Fire</i>		\$300
<i>Mechanical</i>		\$925
<i>Plumbing</i>		\$650
 <i>Certificates</i>	<i>Count</i>	<i>Total Certificate Fees</i>
Certificate of Occupancy	1	\$50
Certificate of Approval	23	\$0
 <i>Non-UCC Certificates</i>	<i>Count</i>	<i>Total Certificate Fees</i>
Non-UCC Certificates	0	\$0
 <i>Subcode Fees Grand Total</i>		\$6,644
 <i>Certificate Grand Total</i>		\$50
		<hr/>
		\$6,694

Recycling Tonnage Report Form

2/8/2023

Recycling Coordinator: Michael J. Ciocco

Report Transaction Dates: 1/01/23 – 1/31/23

Material Name	Residential	Commercial	Total
Aluminum Containers	1.32	0	1.32
Antifreeze	0	0	0
Brush/Tree Parts	21.25	0	21.25
Concrete	12.23	0	12.23
Consumer Electronics	0	0	0
Corrugated	13.18	0	13.18
Glass Containers	11.51	0	11.51
Grass Clippings	43.34	0	43.34
Leaves	8.4	0	8.4
Metal	5.12	0	5.12
Mixed Office Paper	3.64	0	3.64
Newspaper	1.82	0	1.82
Other Paper	4.08	0	4.08
Plastic Containers	1.64	0	1.64
Process Residue	2.64	0	2.64
Steel Containers	1.32	0	1.32
Street Sweepings	0	0	0
Stumps	1.76	0	1.76
Used Motor Oil	0	0	0
Total All Materials	133.25	0	133.25

SINGLE STREAM DISPOSAL/REVENUE REPORT 2023

January = 45.27 tons X \$21.85 ton = (\$5,516.15) Tipping Fee

Note: 4.03 tons of the January total was from 12/30/22 collection date but was not dumped until 1/2/23, therefore the actual January tonnage is 41.24 tons.

SCRAP METAL REVENUE REPORT 2023

January = 5.12 tons X \$156.25 ton = \$800.00(10/1/22 thru 1/23/23)

WASTE OIL REPORT 2023

January = 0 gals.

ANTIFREEZE REPORT 2023

January = 0 gals.

Respectfully Submitted

Michael J. Ciocco
Supt., of Public Works

MJC/cg

CC: Mayor & Council
Terry Shannon, Borough Clerk
Kenneth C. Broome, Foreman of Public Works
File


FINAL SINGLE STREAM DISPOSAL/REVENUE REPORT 2022

January = 42.96 tons X \$34.33 ton = \$1,474.82 - Revenue
February = 39.32 tons X \$46.57 ton = \$,831.13 - Revenue
March = 48.97 tons X \$53.81 ton = \$2,635.08 - Revenue
April = 40.38 tons X \$62.30 ton = \$2,515.67 - Revenue
May = 43.05 tons X \$30.00 ton = (\$1,291.50) Tipping Fee
June = 55.91 tons X \$30.00 ton = (\$1,677.30) Tipping Fee
July = 40.37 tons X \$43.66 ton = (\$1,762.55) Tipping Fee
August = 39 tons X \$77.99 ton = (\$3,041.61) Tipping Fee
September = 46.57 tons X \$110.91 ton = (\$5,165.08) Tipping Fee
October = 37.97 tons X \$129.65 ton = (\$4,922.81) Tipping Fee
November = 36.97 tons X \$127.91 ton = (\$4,705.91) Tipping Fee
December = 55.57 tons X \$126.24 ton = (\$7,015.16) Tipping Fee

Note: 4.03 tons of 12/30/22 collection date was not
dumped until 1/2/23 therefore the actual December tonnage
is 59.60 tons.

January thru December = 527.91 tons
January thru April = \$8,456.70 - Revenue
May thru December = \$29,581.92 - Tipping Fee
January thru December = \$21,125.22 - Tipping Fee

*New 3yr. Agreement took effect 5/1/22 with two one-year options.
There is no longer a revenue share. Under the new agreement,
there is a minimum \$40.00 ton processing fee which will vary
up or down according to the \$100.00 ACR threshold that determines
when the \$40.00 ton processing cost increases or decreases.



Haddon Heights & Barrington Fire Department

608 REAR STATION AVE
HADDON HEIGHTS, NJ 08035
856-546-7135

Office of the Fire Chief

Incidents from January 1, 2023 to January 31, 2023:

Calls in Haddon Heights: 25

Calls in Barrington: 22

Calls to Mutual Aid: 3

Calls to 295: 4

TOTAL: 54

Average Firefighters per call: 6

Career staff calls: 21

Breakdown of response times:

Squad 2 responded to 21 of 21 incidents under 120 seconds

Engine 9 responded to 9 of 14 incidents under 300 seconds

Squrt 2 responded to 39 of 53 incidents under 300 seconds

Engine 2 responded to 12 of 13 incidents under 300 seconds

Squad 9 responded to 2 out of 2 incidents under 300 seconds

Tower 9 responded to 5 out of 5 incidents under 300 seconds

Respectfully Submitted,

Joseph P. Hales, Jr.

Fire Chief